


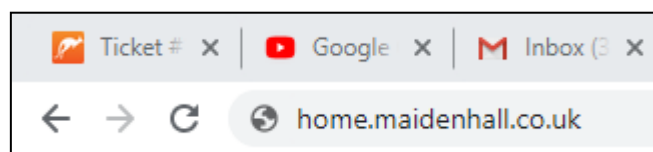
Signing in to Google Classroom




To ensure everything can be accessed smoothly, please install these apps to your iPad or tablet (you will not need to do this if you are using a computer).



1. Click on your Google Chrome browser.
2. Type in **home.maidenhall.co.uk** to the address bar.

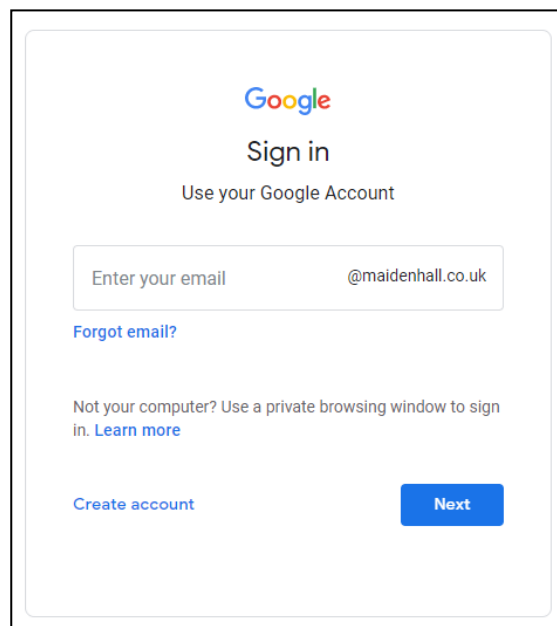


3. Now you should see this page:



4. Click on the **MPS CLASSROOM** button.

5. This will take you to the sign in page. You will have to sign in with your unique email address and password. This has been given to you by your teacher.
6. You will only need to type the first part of your email address because the last part has been done for you. You can see a picture of this below.



Google
Sign in
Use your Google Account

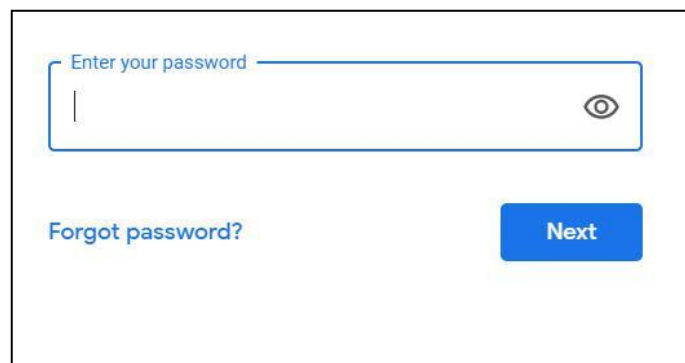
Enter your email @maidenhall.co.uk

[Forgot email?](#)

Not your computer? Use a private browsing window to sign in. [Learn more](#)

[Create account](#) [Next](#)

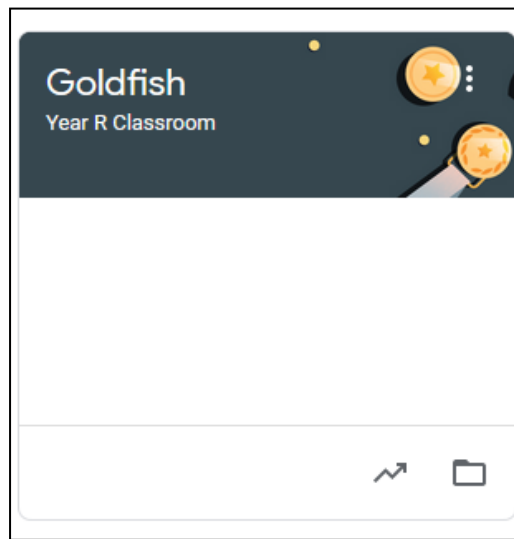
7. Click next.
8. Now type in your password and click next again.



Enter your password

[Forgot password?](#) [Next](#)

9. Here you will see your child's class name.



10. Click on your child's class and it will take you to your Google Classroom. Click on the **Classwork tab** to view any homework that has been set.

