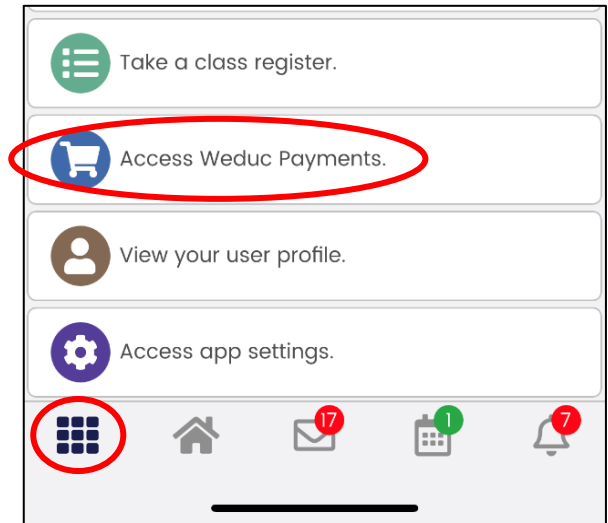


Making payments through the Weduc App

Tap on the **9 squares** in the bottom left, then **access Weduc Payments**.



If this is the **first time** accessing Weduc Payments, enter your **address details**.

A screenshot of the 'Additional account details - step 1/2' form in the Weduc Payments app. The form has a blue header with the 'weduc Payments' logo and a 'Log out' link. Below the header is a progress bar showing the first step is complete. The form contains five input fields: 'Address line 1*', 'Address line 2', 'Town', 'County', and 'Post Code*'. The asterisk indicates that these fields are required.

You will then be directed to your **Weduc Payments purse**.
Tap on the offers available option.

Welcome to your Payments homepage. Here you can view your purse(s), select a top up amount and add to your basket. To view your basket at any time, simply click the 'View basket' button.

SRN: null 6337991114400820

Weduc Payments purse

PURSE NUMBER : 633799007207466341 ⓘ

PURSE REFERENCE : KX7JAE ⓘ





BALANCE :

£0.00


TO COLLECT :

£0.00

 [14 offers available](#)

 [0 part paid offers available](#)

 [1 bookings available](#)

 [0 bookings unpaid](#)

 [View transactions for this purse](#)

Here you will see a list of items available to purchase – **scroll down to view all items.**

Select **Add to Basket** on the item you wish to buy.

Here you can find all of the offers that are available for you to purchase.


SRN: null 6337991114400820

SELECT CATEGORY

All categories

SEARCH BY OFFER TITLE

Search for offer title Search

 POSTED ON: 09/11/2020

Book bag

Price : £5.00


Quantity available: Unlimited

[View details](#)

Add to basket


SELECT CATEGORY

Make a payment

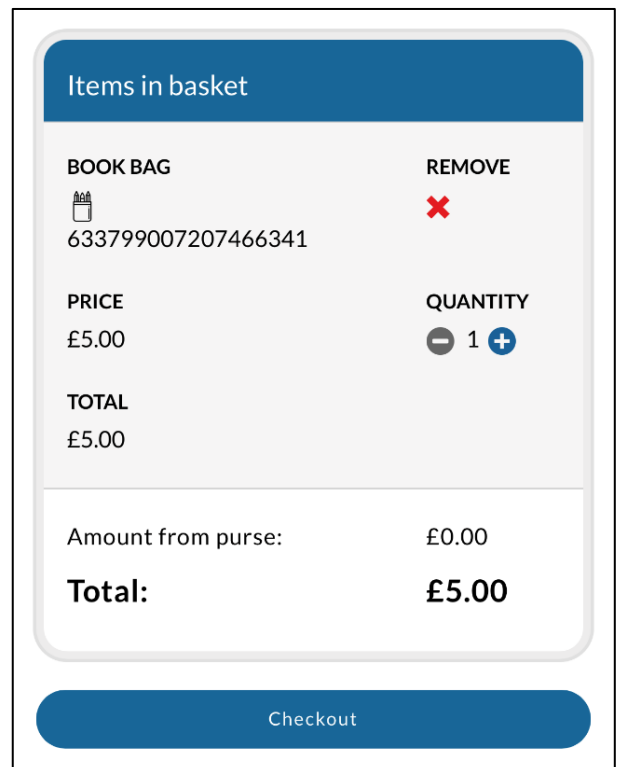
BOOK BAG	REMOVE
	✕
633799007207466341	
PRICE	QUANTITY
£5.00	- 1 +
TOTAL	
£5.00	

Cancel
Add to basket

Once you have added an item, your basket will appear at the top. **If you have another item** you would like to add, **scroll down and Add to Basket** – otherwise, **tap on View Basket**.









Confirm the items in your basket, then **press Checkout**.



Select your card type then **tap on Proceed.**

SELECT A CARD TYPE AND THEN PRESS PROCEED

Please be aware that your card issuer may charge a fee for credit card payments.

Total due: £5.00


Proceed

Enter your card details – you can select the **‘Store for future use’** option to save card details.

Total due: £5.00

ENTER CARD DETAIL

Name on card

Card number 

MM / YY

CVV

STORE FOR FUTURE USE

Pay now

[BACK TO SELECT A CARD TYPE](#)

If your **payment is successful**, you will see the screen pictured below. You will also receive an **email copy of your receipt**.

